

This file contains scalable dynamic blocks for our 1550 Series Window. Here is how to use them:

1. Select the desired picture window.
2. Highlight the block.
3. At the bottom, left of the block is a Visibility Grip. You left click the Grip. (see Figure A) You can select the desired Configuration.
4. Both the Width & Height are similar. (see Figure B & C) Left click the Grip to change the window's Width and/or Height. You can either enter the dimension or drag the grip to the desired Net Frame Width & Height.

Please note that the dimensions reflect Net Frame Size NOT Rough Opening.

Panel size is +/- 3/8". If panel size is critical, please refer to the factory.

This file can be saved in your Design Center.

Figure A

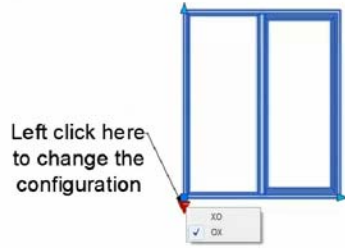


Figure B

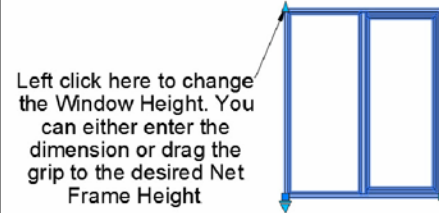
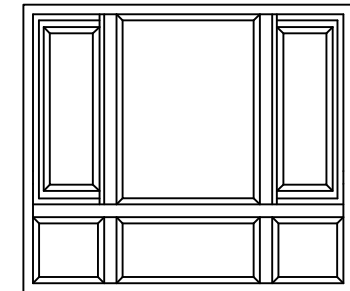


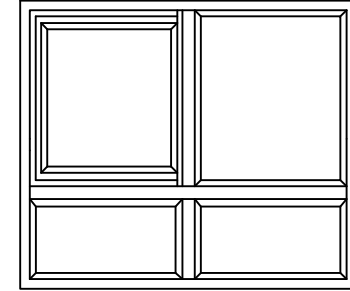
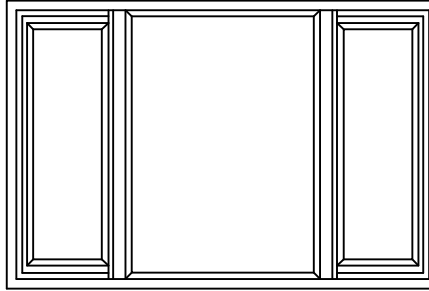
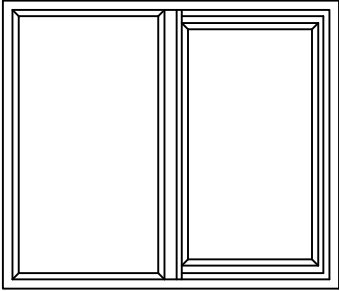
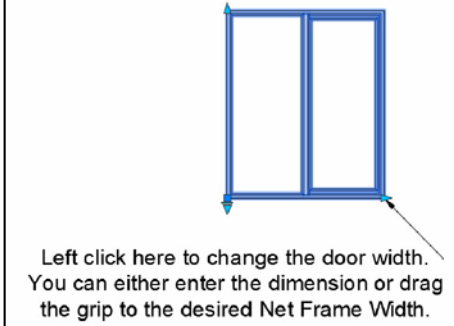


Figure C



Project:

File name: 1550 Slider Elevations

Date: 20190815

Notes:

Layout: 1550 - Slider Elevation

Drawn by: J Johnson