

This file contains scalable dynamic blocks for our 1750 Series Casement Window. Here is how to use them:
 1. Select the desired window.
 2. Highlight the block.
 3. At the bottom, left of the block is a Visibility Grip. You left click the Grip. (see Figure A) You can select the desired Configuration.
 4. Both the Width & Height are similar. (see Figure B & C) Left click the Grip to change the window's Width and/or Height. You can either enter the dimension or drag the grip to the desired Net Frame Width & Height.

Please note that the dimensions reflect Net Frame Size NOT Rough Opening.

This file can be saved in your Design Center.

Figure A

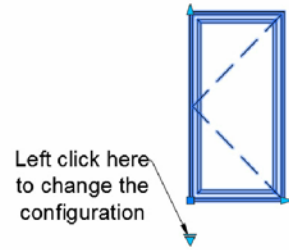


Figure B

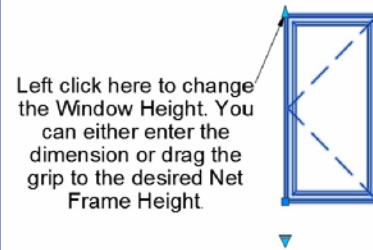
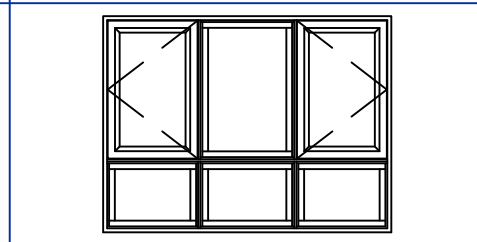
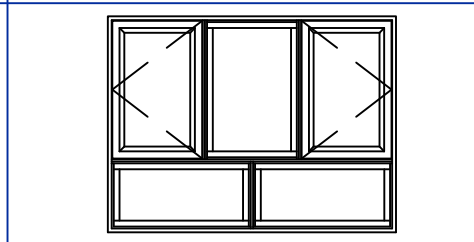
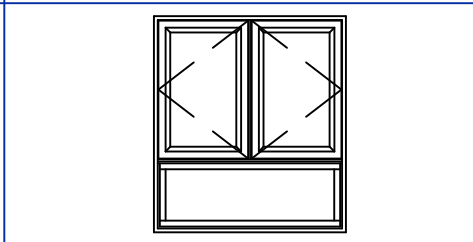
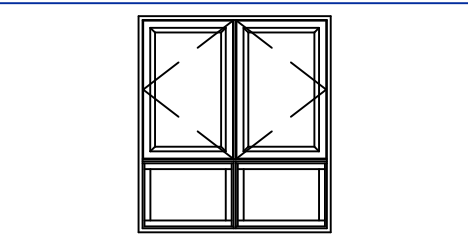
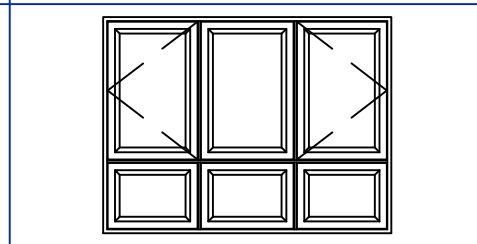
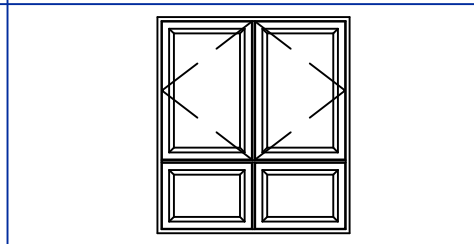
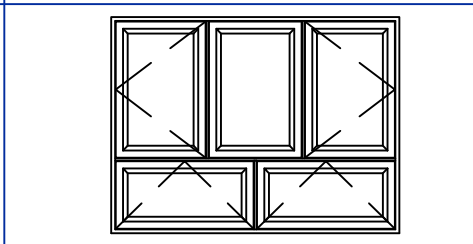
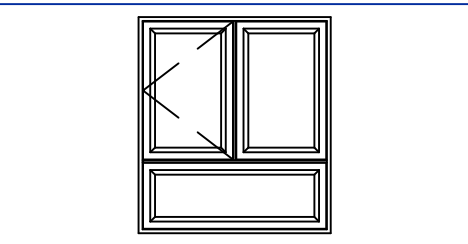
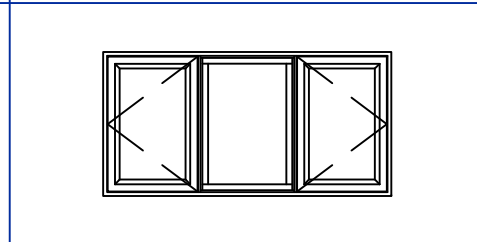
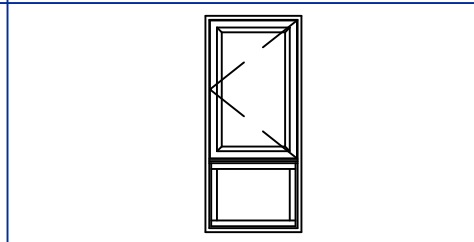
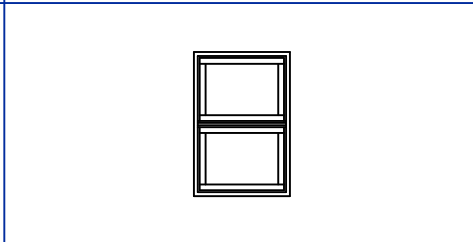
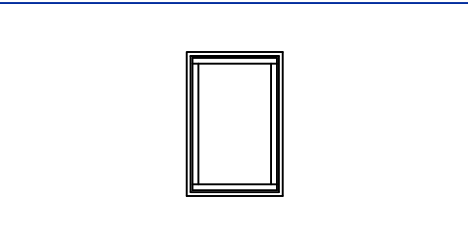
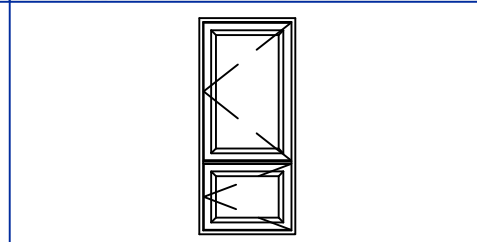
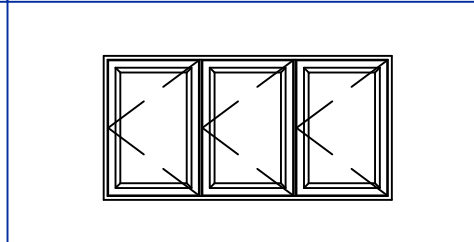
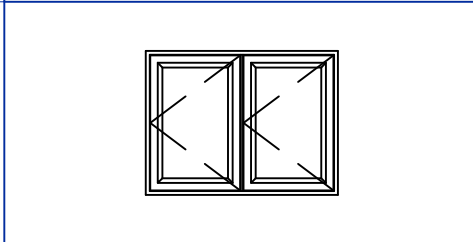
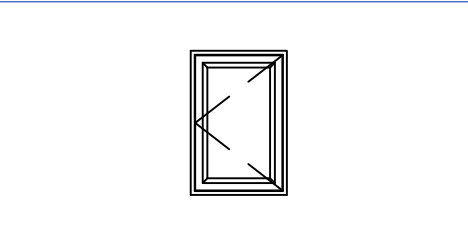
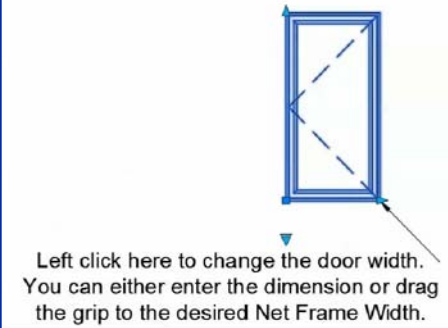


Figure C



Project:

File name: 1750 Elevations - Dynamic Block

Date: 20190904

Notes: Window as viewed from the exterior

Layout: Complete Series

Drawn by: J Johnson

Notice: This document contains information proprietary to and is protected by copyright of Win-Dor Inc. and shall not be copied, disclosed to others, or used for any purpose other than that for which it is given, without the written permission of Win-Dor Inc.

WINDOR
www.windorsystems.com

450 Delta Ave
Brea, Ca 92821
(714) 385-1202