

This file contains scalable dynamic blocks for our 2750 Series Folding Window. Here is how to use them:

1. Select the desired number of panels.
2. Highlight the block.
3. At the bottom, left of the block is a Visibility Grip. You left click the Grip. (see Figure A) You can select the desired Panel Configuration.
4. Both the Window Width & Height are similar. (see Figure B & C) Left click the Grip to change the Door's Width and/or Height. You can either enter the dimension or drag the grip to the desired Net Frame Width & Height.

Please note that the dimensions reflect Net Frame Size NOT Rough Opening.

Panel size is +/- 3/8". If panel size is critical, please refer to the factory.
This file can be saved in your Design Center.

Figure A

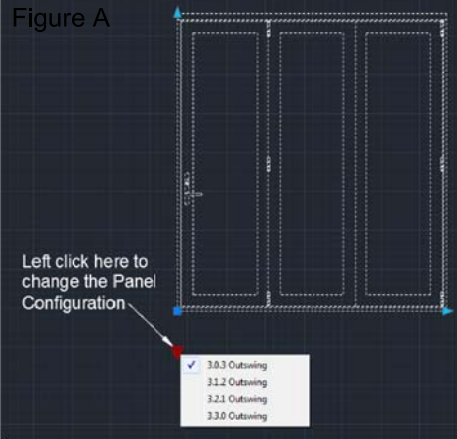


Figure B

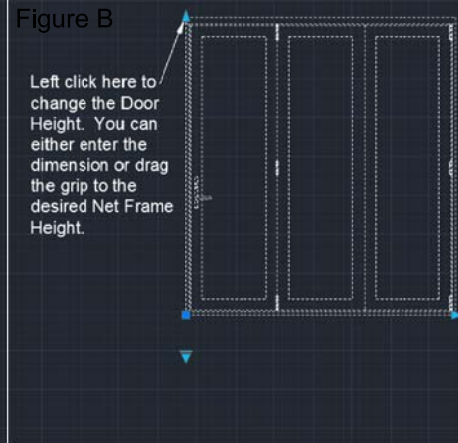
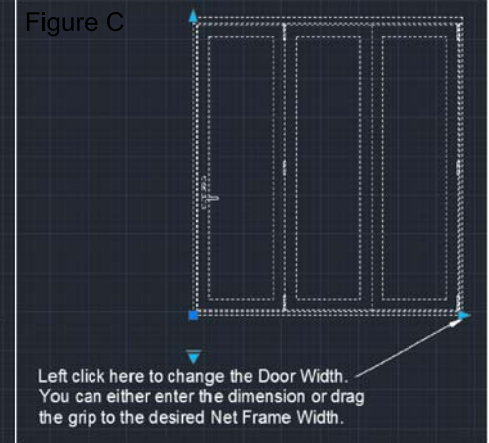
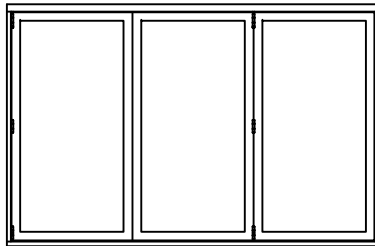


Figure C



2750 Folding Window - 3 Panel Dynamic Block



450 Delta Ave
Brea, Ca 92821
(714) 385-1202

WINDOR
www.windorsystems.com

Notice: This document contains information proprietary to and is protected by copyright of Win-Dor Inc. and shall not be copied, disclosed to others, or used for any purpose other than that for which it is given, without the written permission of Win-Dor Inc.

Project:	File name: 2750 Folding Window - Elevation View - 3 Panel	Date: 20180507
Notes:	Layout: 2750 Folding Window	Drawn by: J Johnson