

This file contains scalable dynamic blocks for our 2750 Series Patio Door. Here is how to use them:

1. Select the desired number of panels.
2. Highlight the block.
3. At the bottom, left of the block is a Visibility Grip. You left click the Grip. (see Figure A) You can select the desired Panel Configuration.
4. Both the Door Width & Height are similar. (see Figure B & C) Left click the Grip to change the Door's Width and/or Height. You can either enter the dimension or drag the grip to the desired Net Frame Width & Height.

Please note that the dimensions reflect Net Frame Size NOT Rough Opening.

Panel size is +/- 3/8". If panel size is critical, please refer to the factory.

This file can be saved in your Design Center.

Figure A

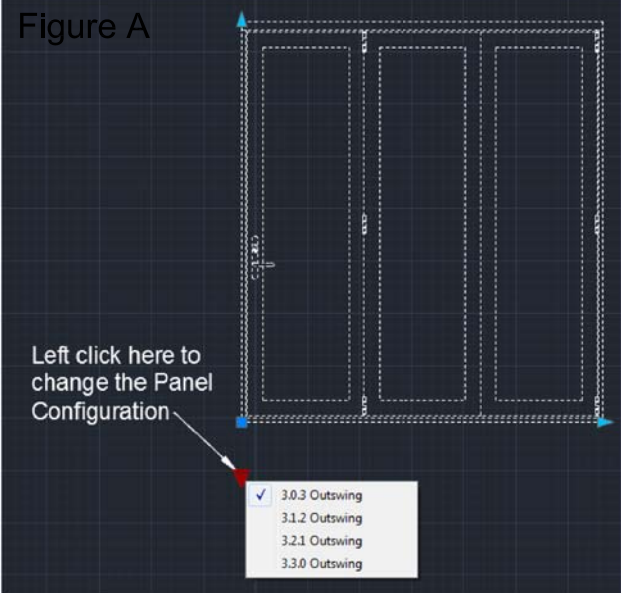


Figure B

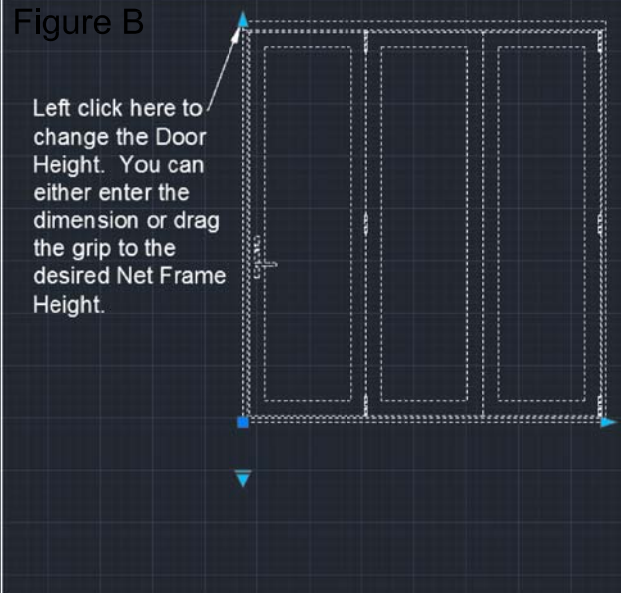
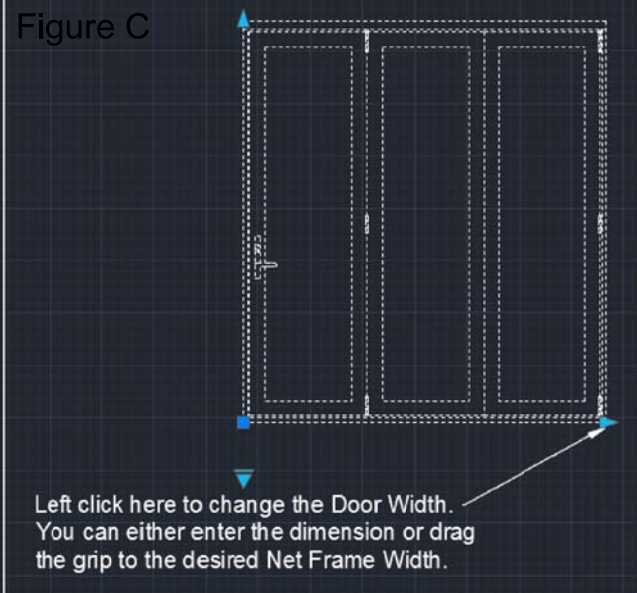



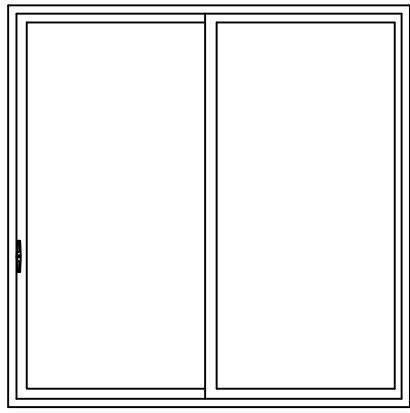
Figure C




2750 Patio Door OX



2750 Patio Door XO



2750 Patio Door OXXO



Project:

File name: 2750 Patio Door - Elevation

Date: 20171109

Notes:

Layout: 2750 Patio Door Elevation

Drawn by: J Johnson