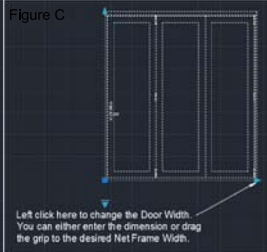
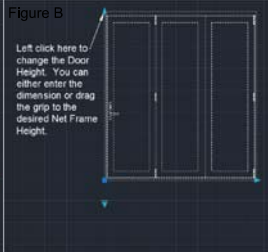
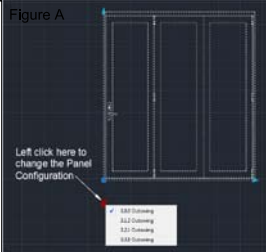


This file contains scalable dynamic blocks for our 3750 Series Folding Door. Here is how to use them:
 1. Select the desired number of panels.
 2. Highlight the block.
 3. At the bottom, left of the block is a Visibility Grip. You left click the Grip. (see Figure A) You can select the desired Panel Configuration.
 4. Both the Door Width & Height are similar. (see Figure B & C) Left click the Grip to change the Door's Width and/or Height. You can either enter the dimension or drag the grip to the desired Net Frame Width & Height.

Please note that the dimensions reflect Net Frame Size NOT Rough Opening.

Panel size is +/- 3/8". If panel size is critical, please refer to the factory.

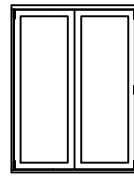
This file can be saved in your Design Center.




3750 Folding Door - 1 Panel Dynamic Block



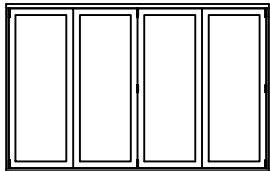
3750 Folding Door - 2 Panel Dynamic Block



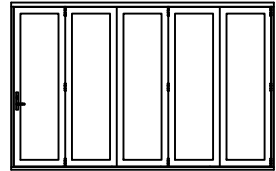
3750 Folding Door - 3 Panel Dynamic Block



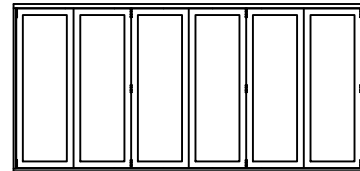
3750 Folding Door - 4 Panel Dynamic Block



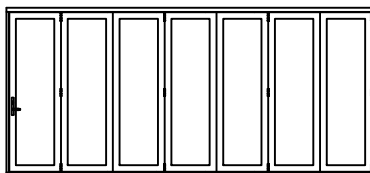
3750 Folding Door - 5 Panel Dynamic Block



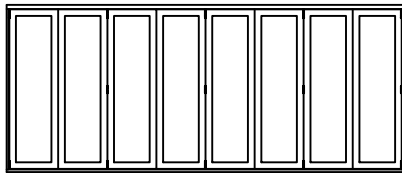
3750 Folding Door - 6 Panel Dynamic Block



3750 Folding Door - 7 Panel Dynamic Block



3750 Folding Door - 8 Panel Dynamic Block



Notice: This document contains information proprietary to and is protected by copyright of Win-Dor Inc. and shall not be copied, disclosed to others, or used for any purpose other than that for which it is given, without the written permission of Win-Dor Inc.

450 Delta Ave
 Brea, Ca 92821
 (714) 385-1202

Project: File name: 3750-Folding-Door-Elevation-View-Complete-Series Date: 20180411

Notes: Layout: 3750 Folding Door Elevation Drawn by: J Johnson